


LIFT BAR DS

Bar to lift car frame for larger wheels with low profile tires.


INCLUDED:



- Lift Bar (shown above)
- 4 M8x55 Hex Head Bolts
- 4 M8 Flat Washers
- 4 M8 Locking Nuts


LIFT BAR INSTALLATION

STEP 1




Place RUN/TOW switch in TOW position. Set brake and chock wheels. Lift cart with using jack stands and remove front wheels. Retain hardware.

STEP 2




Using a 9/16" socket and wrench remove the four bolts on the lower plate.

STEP 3



Insert lift bar in between leaf spring and top plate as shown.

STEP 4



Using supplied hardware, reattach bottom plate and tighten.

STEP 5



Using hardware retained from Step 1, reinstall front wheels and tighten.